

## Features

- Low cost
- Consumer electronics
- Microprocessor systems
- Excellent for automotive applications



## Res. THT

### Specification

Type	ZTAW/MG	ZTAR/MG	ZTA/MT	ZTA/MX
Frequency Range (MHz)	2,00~ 6,00	6,01 ~ 12,00	6,00 ~ 13,00	12,00 ~ 60,00
Frequency Tolerance (25°C)	±0,5%	±0,5%	±0,5%	±0,5%
Temperature Stability (-20°C - +80°C)	±0,3%	±0,3%	±0,3%	±0,3%
Aging (over 10 years)	±0,3%	±0,3%	±0,3%	±0,3%
Load capacitance (pF) C1	30	30	30	30
Load capacitance (pF) C2	30	30	30	30
Resonant impedance (Ω) max.	80	50	30	25
Content of bag	500 pcs	500 pcs	500 pcs	500 pcs
According to RoHS 2011/65/EU	yes	yes	yes	yes

### Drawing (mm)

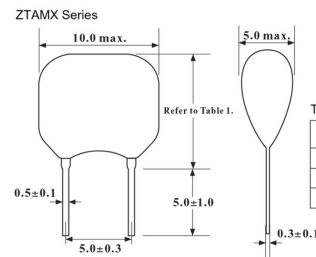
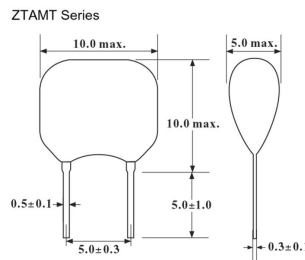
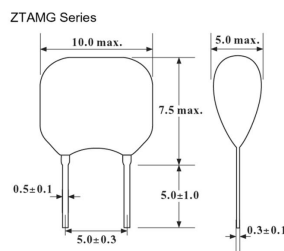
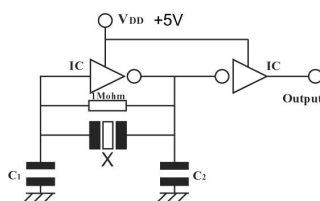


Table 1.

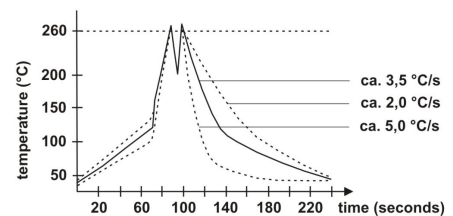
Frequency Range	Height
12.00 ~ 23.99MHz	10.0mm max.
24.00 ~ 31.99MHz	7.5 mm max.
32.00 ~ 60.00MHz	6.5 mm max.

### Test Circuit/Waveform



C1 C2 : as listed  
 IC: 1/6 74HCU04 x 2 (MG; MX)  
 1/6 4069UBP x 2 (MT)  
 X : Ceramic Resonator

### Soldering profile



### Order code

R	- 20.000000M	- ZTA/MX	- 0.5	- 0.3	- H	- 30/30
Part	Frequency	Type/Package	Frequency tolerance	Temperature tolerance	Temperature range	Load capacitance
R=Resonator	M=MHz	ZTAW/MG ZTAR/MG ZTA/MT ZTA/MX	±% (25°C)	±% (Temp. range)	H=-20°C ~ +80°C	pF C1/C2